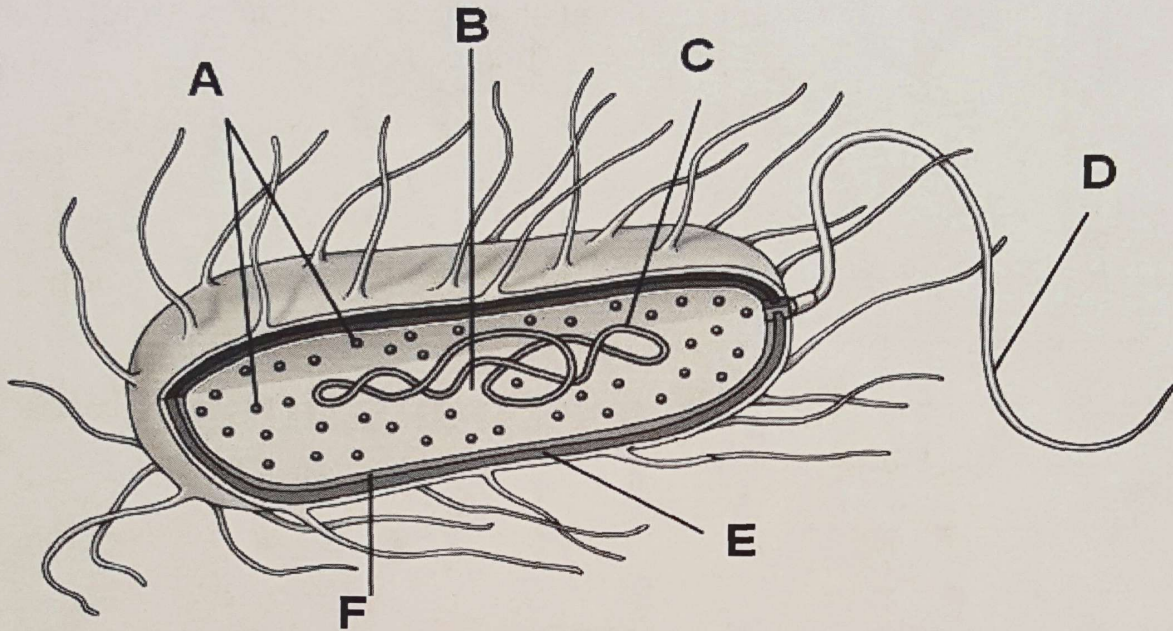


Organization of a Bacterial Cell



STRUCTURE:

Directions: Write the name of each part of the bacterial cell on the matching letter of the diagram above.

Cell Membrane
Cell Wall
DNA

Flagellum
Nucleoid
Ribosomes

A. _____

D. _____

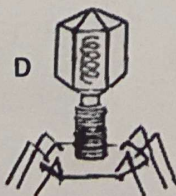

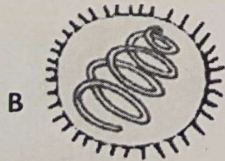
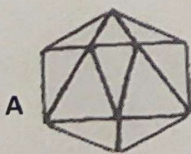
B. _____

E. _____

C. _____

F. _____

Virus - Shapes



Match the shape of each virus to the correct term.

1. Bacteriophage _____

2. Crystal _____

3. Cylinder _____

4. Sphere _____